


VERDERFLEX®



Peristaltic Industrial Hose Pump

Spare Parts List

Dura MK III
5, 7, 10, 15, 25, 35

Version 1.0v-05/2017

Print-No. 01



VERDER
passion for pumps



Version 1.0v-05/2017
Print-No. 01

Dura MK III 5, 7, 10, 15, 25, 35

Dura MK III 05-35 Spare Parts List

Table 1 contains a list of spares to help maintain and repair the Dura MK III 05-35 peristaltic pumps. If in doubt, please contact your local Verder distributor with the pump serial number for genuine Verderflex® spares.

Pump Layout – Exploded view Dura MK III 05-35

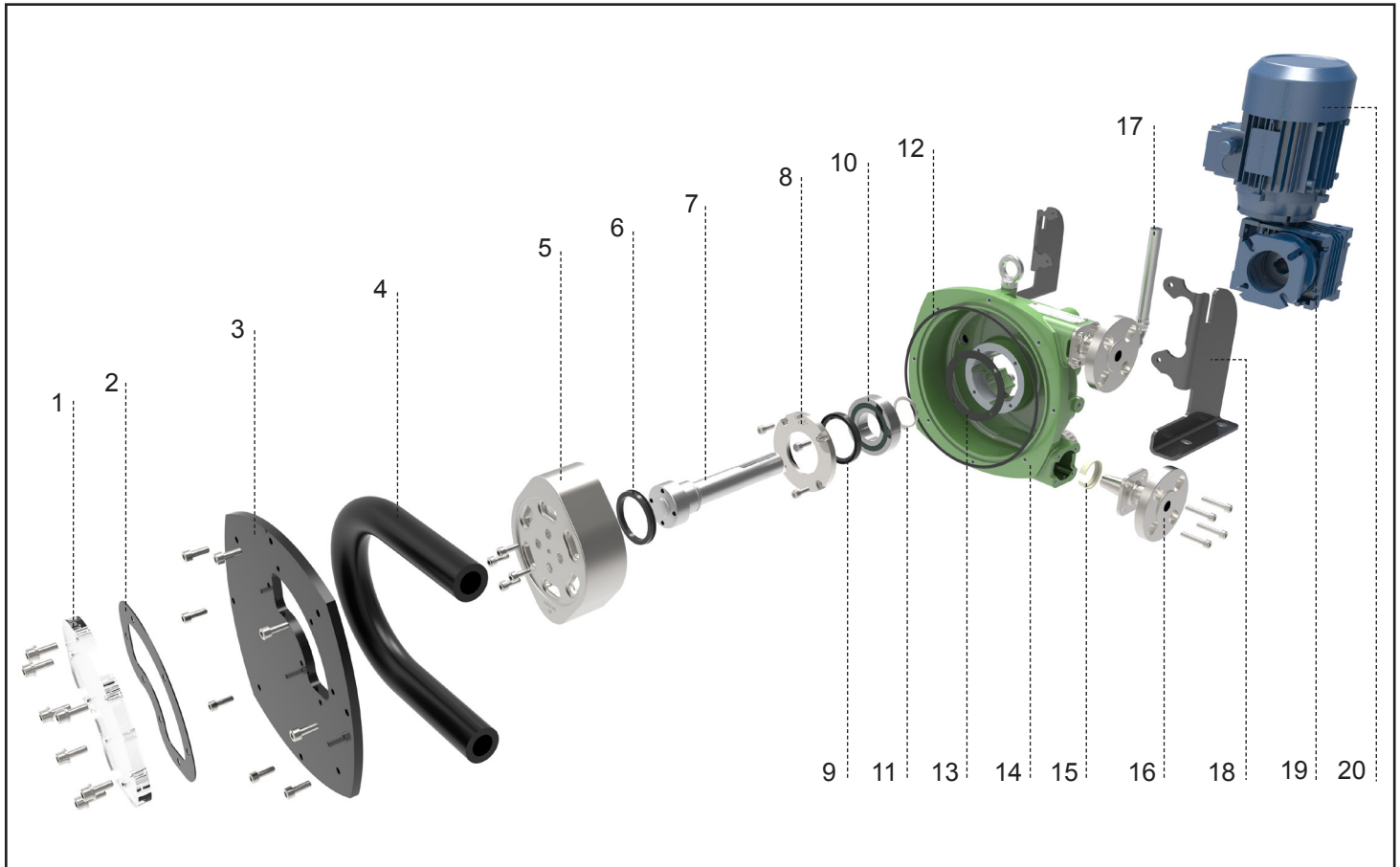


Figure 1 Layout - Dura MK III 05-35 Generic View

| | | | | | | | |
|---|--------------------------|----|------------------|----|----------------------------|----|---------------------------|
| 1 | Inspection Window | 6 | V-Ring Seal | 11 | Cir-Clip | 16 | Port Flange |
| 2 | Inspection Window Gasket | 7 | Drive Shaft | 12 | O-Ring | 17 | Filler Tube ³⁾ |
| 3 | Front Cover | 8 | Oil Seal Housing | 13 | Gasket ¹⁾ | 18 | Frames |
| 4 | Hose | 9 | Seal Shaft | 14 | Pump Housing ⁴⁾ | 19 | Gearbox |
| 5 | Rotor | 10 | Bearing | 15 | Clamp Ring ²⁾ | 20 | Motor |



CAUTION

Ensure the spare parts (e.g hose, clamp ring and port flange) are installed as indicated in Dura MK III operating manual.

¹⁾ For D35 use O-ring instead of gasket.

²⁾ Applies only for D5, D7, D10, 15 and D35.

³⁾ For D25 and D35 use polypropylene filler tube instead of copper filler tube.

⁴⁾ Dura MK III pumps can be identified by the use of 4 mounting bolts on the rear drive boss rather than the single bolt design of earlier versions.

Table 1 Dura MK III 05-35 Spare Parts List










| Ref | Item | Part No | | Qty | Image |
|-----|--|---------|-------------|-----|---|
| 1. | Front Cover Inspection Window | D 5 | 139.2221.P | 1 |  |
| | | D 7 | 139.2221.P | | |
| | | D 10 | 139.2221.P | | |
| | | D 15 | 139.2222.P | | |
| | | D 25 | 139.2223.P | | |
| | | D 35 | 139.2224.P | | |
| 2. | Front Cover Inspection Window Gasket | D 5 | 139.2237 | 1 |  |
| | | D 7 | 139.2237 | | |
| | | D 10 | 139.2237 | | |
| | | D 15 | 139.2235 | | |
| | | D 25 | 139.2236 | | |
| | | D 35 | 139.2233 | | |
| 2.1 | Front Cover Inspection Window and Gasket Assembly | D 5 | 139.2221.PA | 1 |  |
| | | D 7 | 139.2221.PA | | |
| | | D 10 | 139.2221.PA | | |
| | | D 15 | 139.2222.PA | | |
| | | D 25 | 139.2223.PA | | |
| | | D 35 | 139.2224.PA | | |
| | Front Cover Inspection Window and Gasket Assembly for ATEX Rated Pumps | D 5 | 149.2227 | 1 |  |
| | | D 7 | 149.2227 | | |
| | | D 10 | 149.2227 | | |
| | | D 15 | 149.2228 | | |
| | | D 25 | 149.2229 | | |
| | | D 35 | 149.2230 | | |
| 3. | Front Cover | D 5 | 139.0139.S | 1 |  |
| | | D 7 | 139.0139.S | | |
| | | D 10 | 139.0139.S | | |
| | | D 15 | 139.0140.S | | |
| | | D 25 | 139.0141.S | | |
| | | D 35 | 139.0142 | | |
| 3.1 | Front Cover Assembly | D 5 | 139.1139 | 1 |  |
| | | D 7 | 139.1139 | | |
| | | D 10 | 139.1139 | | |
| | | D 15 | 139.1140 | | |
| | | D 25 | 139.1141 | | |
| | | D 35 | 139.1142 | | |

Table 1 Dura MK III 05-35 Spare Parts List (continued)

| Ref | Item | Part No | | Qty | Image | |
|-----|--|--|----------|------------------------|---|--|
| 4. | Front Cover O-ring | D 5 | 139.0075 | 1 |  | |
| | | D 7 | 139.0075 | | | |
| | | D 10 | 139.0075 | | | |
| | | D 15 | 139.0076 | | | |
| | | D 25 | 139.0077 | | | |
| | | D 35 | 139.0078 | | | |
| 5. | Rotor Assembly | Standard Pressure Rotor | D 5 | 149.0105 | 1 |  |
| | | | D 7 | 149.0105 | | |
| | | | D 10 | 149.0106 | | |
| | | | D 15 | 149.0107 | | |
| | | | D 25 | 149.0108 | | |
| | | | D 35 | 149.0109 | | |
| | | High Pressure Rotor | D 5 | 149.0110 | | |
| | | | D 7 | 149.0110 | | |
| | | | D 10 | 149.0111 | | |
| | | | D 15 | 149.0112 | | |
| | | | D 25 | 149.0113 | | |
| | | | D 35 | 149.0114 | | |
| 7. | Standard Flange (supplied in pairs) | SS PP PVDF | D 5 | Not available |  | |
| | | | | Not available | | |
| | | | | Not available | | |
| | | SS PP PVDF | D 7 | Not available | | |
| | | | | Not available | | |
| | | | | Not available | | |
| | | SS PP ⁴⁾ PVDF ⁴⁾ | D 10 | 139.1334.A | | |
| | | | | obsolete ⁴⁾ | | |
| | | | | obsolete ⁴⁾ | | |
| | | SS PP ⁴⁾ PVDF ⁴⁾ | D 15 | 139.1335.A | | |
| | | | | obsolete ⁴⁾ | | |
| | | | | obsolete ⁴⁾ | | |
| | | SS PP ⁴⁾ PVDF ⁴⁾ | D 25 | 139.1336.A | | |
| | | | | obsolete ⁴⁾ | | |
| | | | | obsolete ⁴⁾ | | |
| | | SS PP ⁴⁾ PVDF ⁴⁾ | D 35 | 139.2237.A | | |
| | | | | Not available | | |
| | | | | Not available | | |

⁴⁾ For PP and PVDF contact parts use the split flange, plus insert design.

Table 1 Dura MK III 05-35 Spare Parts List (continued)





| Ref | Item | Part No | | Qty | Image | |
|------|--|----------|------------|----------|---|--|
| 7.1 | Split Flange (option) | D 5 | 139.1334.B | 1 |  | |
| | | D 7 | 139.1334.B | | | |
| | | D 10 | 139.1334.B | | | |
| | | D 15 | 139.1335.B | | | |
| | | D 25 | 139.1336.B | | | |
| | | D 35 | 139.1337.B | | | |
| | Split Flange Insert (supplied in pairs) | SS | D 5 | 139.2154 | 1 |  |
| | | PP | | 139.2152 | | |
| | | PVDF | | 139.2153 | | |
| | | SS | D 7 | 139.2174 | | |
| | | PP | | 139.2172 | | |
| | | PVDF | | 139.2173 | | |
| | | PP | D 10 | 139.2102 | | |
| | | PVDF | | 139.2103 | | |
| | | PP | D 15 | 139.2132 | | |
| | | PVDF | | 139.2133 | | |
| | | PP | D 25 | 139.2142 | | |
| | | PVDF | | 139.2143 | | |
| PP | D 35 | 139.2182 | | | | |
| PVDF | | 139.2183 | | | | |
| 7.2 | Split Flange Assembly with Insert (supplied in pairs) | SS | D 5 | 139.2254 |  | |
| | | PP | | 139.2252 | | |
| | | PVDF | | 139.2253 | | |
| | | SS | D 7 | 139.2274 | | |
| | | PP | | 139.2272 | | |
| | | PVDF | | 139.2273 | | |
| | | PP | D 10 | 139.2202 | | |
| | | PVDF | | 139.2203 | | |
| | | PP | D 15 | 139.2238 | | |
| | | PVDF | | 139.2240 | | |
| | | PP | D 25 | 139.2232 | | |
| | | PVDF | | 139.2243 | | |
| | PP | D 35 | 139.2281 | | | |
| | PVDF | | 139.2283 | | | |
| | Hose tail assembly C/W fasteners (supplied in pairs) | D 5 | - | - |  | |
| | | D 7 | - | | | |
| | | D 10 | 139.1334.H | | | |
| | | D 15 | 139.1335.H | | | |
| D 25 | | - | | | | |
| D 35 | | - | | | | |

Table 1 Dura MK III 05-35 Spare Parts List (continued)






| Ref | Item | Part No | | Qty | Image |
|-----|--|-----------|----------|--|---|
| 8. | Clamp Ring (Supplied as Flange seal- ing kit) | Single | D 5 | 139.2101 |  |
| | | Pack of 5 | | 139.2105 | |
| | | Single | D 7 | 139.2101 | |
| | | Pack of 5 | | 139.2105 | |
| | | Single | D 10 | 139.2101 | |
| | | Pack of 5 | | 139.2105 | |
| | | Pair | D 15 | 139.2106 | |
| | | Pair | D 25 | Not required | |
| | | Pair | D 35 | 139.1045 | |
| 9. | Shaft Assembly (complete with seals and bearings) | D 5 | 149.0115 |  | |
| | | D 7 | 149.0115 | | |
| | | D 10 | 149.0115 | | |
| | | D 15 | 149.0116 | | |
| | | D 25 | 149.0117 | | |
| | | D 35 | 149.0118 | | |
| 10. | Shaft Seal Assembly | D 5 | 149.0119 | 1 |  |
| | | D 7 | 149.0119 | | |
| | | D 10 | 149.0119 | | |
| | | D 15 | 149.0120 | | |
| | | D 25 | 149.0121 | | |
| | | D 35 | 149.0122 | | |
| 11. | Bearing and Seal Assembly | D 5 | 149.0123 | 1 |  |
| | | D 7 | 149.0123 | | |
| | | D 10 | 149.0123 | | |
| | | D 15 | 149.0124 | | |
| | | D 25 | 149.0125 | | |
| | | D 35 | 149.0126 | | |
| 12. | Frames STD Height | D 5 | 149.0101 | 1 |  |
| | | D 7 | 149.0101 | | |
| | | D 10 | 149.0101 | | |
| | | D 15 | 149.0102 | | |
| | | D 25 | 149.0103 | | |
| | | D 35 | 149.0104 | | |

Table 1 Dura MK III 05-35 Spare Parts List (continued)





| Ref | Item | | Part No | | Qty | Image |
|------|----------------------|---------------|---------|------------|-----|---|
| 12.1 | Frames LOW Height | | D 5 | 149.0132 | 1 |  |
| | | | D 7 | 149.0132 | | |
| | | | D 10 | 149.0132 | | |
| | | | D 15 | 149.0133 | | |
| | | | D 25 | 149.0134 | | |
| | | | D 35 | 149.0135 | | |
| 13. | Filler Tube | Metal | D 5 | 149.0759.D | 1 |  |
| | | | D 7 | 149.0759.D | | |
| | | | D 10 | 149.0759.D | | |
| | | Polypropylene | D 15 | 149.0760 | |  |
| | | | D 25 | 149.0762 | | |
| | | | D 35 | 149.0761 | | |
| 14. | Drain Plug Kit | | D 5 | 149.7010 | 1 |  |
| | | | D 7 | 149.7010 | | |
| | | | D 10 | 149.7010 | | |
| | | | D 15 | 149.0129 | | |
| | | | D 25 | 149.0129 | | |
| | | | D 35 | 149.0131 | | |

Table 2 Dura MK III 05-35 Parts for reference (not supplied as individual spares by Verderflex)





| Item | Description | | Image |
|--------------------------|----------------|-----------------------------|---|
| Mounting Frame Fasteners | D 5, 7, 10, 15 | M6 x 12 - 8.8 Steel BZP |  |
| | D 25 | M8 x 12 - 8.8 Steel BZP | |
| | D 35 | M10 x 16 - 12.9 Steel BZP | |
| Rotor Screws | D 5, 7, 10 | M6 x 12 - 8.8 Steel BZP CS |  |
| | D 15 | M6 x 16 - 8.8 Steel BZP | |
| | D 25 | M8 x 16 - 8.8 Steel BZP | |
| | D 35 | M8 x 20 - 12.9 Steel BZP CS | |
| Front Cover Screws | D 5, 7, 10, 15 | M6 x 16 - 8.8 Steel BZP |  |
| | D 25 | M8 x 16 - 8.8 Steel BZP | |
| | D 35 | M8 x 20 - 8.8 Steel BZP | |
| Port Flange Screws | D 5, 7, 10, 15 | M6 x 30 - 12.9 Steel BZP |  |
| | D 25, 35 | M8 x 45 - 12.9 Steel BZP | |
| Inspection Window Screws | D 5, 7, 10, 15 | M6 x 16 - 8.8 Steel BZP |  |
| | D 25 | M6 x 16 - 8.8 Steel BZP | |
| | D 35 | M6 x 20 - 8.8 Steel BZP | |

Table 3 Dura MK III 05-35 Accessories







| Item | Part No | | Image |
|---|------------------------|---------------|---|
| Revolution sensor | D 5, 7, 10, 15, 25, 35 | 129.0805 |  |
| Hose burst and vent kit | D 5, 7, 10, 15 | 149.0719 |  |
| | D 25 | 149.0722 |  |
| | D 35 | 149.0723 |  |
| Hose burst and vent kit for ATEX rated pumps | D 5, 7, 10, 15 | 149.0719.ATEX | - |
| | D 25 | 149.0721.ATEX | |
| | D 35 | 149.0720.ATEX | |
| Hose burst and vent kit for plastic filler tube | D 5 | 149.0859.HB |  |
| | D 7 | 149.0859.HB | |
| | D 10 | 149.0859.HB | |
| | D 15 | 149.0860.HB |  |
| | D 25 | 149.0860.HB | |
| | D 35 | 149.0861.HB | |

Table 3 Dura MK III 05-35 Accessories (continued)



| Item | Part No | | Image |
|----------------------------|---------|----------|---|
| High Level Sensor Assembly | D 25 | 149.0721 |  |
| | D 35 | 149.0720 |  |

Table 4 Dura MK III 05-35 Hose Options




| Item | | Part No | | Qty | Image |
|---|---------|---------|----------|-----|---|
| Hose option <i>NR/White</i> | singles | D 5 | 139.2080 | 1 |  |
| | | D 7 | 139.2085 | | |
| | | D 10 | 139.0001 | | |
| | | D 15 | 139.0002 | | |
| | | D 25 | 139.0003 | | |
| | | D 35 | 139.0004 | | |
| Hose option <i>NBR/Yellow</i> | singles | D 5 | 139.2082 | 1 |  |
| | | D 7 | 139.2087 | | |
| | | D10 | 139.0512 | | |
| | | D15 | 139.0513 | | |
| | | D25 | 139.0514 | | |
| | | D35 | 139.0515 | | |
| Hose option <i>NBRF/Yellow + White</i> | singles | D 5 | - | 1 |  |
| | | D 7 | - | | |
| | | D10 | 139.2021 | | |
| | | D15 | 139.2022 | | |
| | | D25 | 139.2023 | | |
| | | D35 | 139.2024 | | |
| Hose option <i>Hypalon®/ Green</i> | singles | D 5 | 139.2081 | 1 |  |
| | | D 7 | 139.2086 | | |
| | | D10 | 139.2010 | | |
| | | D15 | 139.2011 | | |
| | | D25 | 139.2012 | | |
| | | D35 | 139.2013 | | |
| Hose option <i>EPDM/Red</i> | singles | D 5 | - | 1 |  |
| | | D 7 | - | | |
| | | D10 | 139.0010 | | |
| | | D15 | 139.0011 | | |
| | | D25 | 139.0012 | | |
| | | D35 | 139.0013 | | |
| Hose option <i>Verderprene option/White</i> | singles | D 5 | 139.2030 | 1 |  |
| | | D 7 | - | | |
| | | D10 | 139.2031 | | |
| | | D15 | 139.2032 | | |
| | | D25 | 139.2033 | | |
| | | D35 | 139.2034 | | |

Table 5 Dura MK III 05-35 Pump Lubricants

The pump must always be filled with the correct amount of lubricant to the middle level marks of the front cover. Table 5 shows the standard amount of lubricant supplied with Dura pumps in litres and US gallons.

| Pump Size | Lubricant | Standard Quantity Supplied with Pump in Litre (US Gallons) | Part No |
|-----------|---------------------------|--|--|
| Dura 05 | Verderlube® VerderSil® | 0.5 (0.1) | 129.1418 129.1372 |
| Dura 07 | Verderlube® VerderSil® | 0.5 (0.1) | 129.1418 129.1372 |
| Dura 10 | Verderlube® VerderSil® | 0.5 (0.1) | 129.1418 129.1372 |
| Dura 15 | Verderlube® VerderSil® | 0.5 (0.1) | 129.1418 129.1372 |
| Dura 25 | Verderlube® VerderSil® | 2.0 (0.5) | 129.1419 (Qty. 1Lx2) 129.1373 (Qty. 1Lx2) |
| Dura 35 | Verderlube® VerderSil® | 2.5 (0.7) | 129.2379 129.2505 |