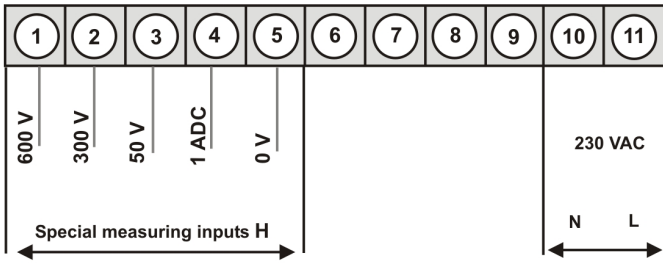




**M2 – 5-digit digital panel meter in 96x48 mm (BxH)
Direct current / direct voltage signals
50 VDC, 300 VDC, 600 VDC, 1 ADC**

- red display of -19999...99999 digits (optional green, orange, blue or tricolour display)
- compact installation depth: 70 mm without plug-in terminal
- adjustment via factory default or directly on the sensor signal
- min/max-memory with adjustable permanent display
- 30 additional adjustable supporting points
- display flashing at threshold value exceedance/undercut
- zero key for actuation of tara-function / hold-function, display change, setpoint setting, alarm actuator
- flexible alarm system with adjustable delay times
- volume measurement (Totaliser)
- mathematical functions like reciprocal value, square root, square and rounding
- constant setting / respectively setpoint setting
- sliding averaging
- brightness control via parameters or front keys
- programming interlock via access code
- protection class IP65 at the front
- plug-in screw terminal
- optional: 2 relay outputs
- optional: 1 independently scalable analog output
- optional: galv. isolated digital input for the triggering of Tara, Hold, display change
- accessories: pc-based configuration-kit PM-TOOL with CD & USB adapter
- on request: devices for working temperatures of -20°C...60°C or -40°C...70°C

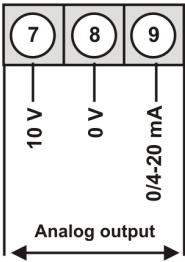
• **Direct current, direct voltage – Special measuring inputs H**



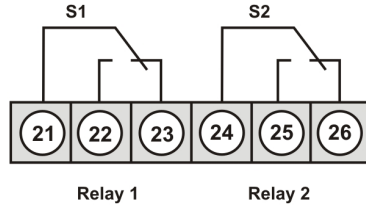

Supply 230 VAC

M2-1VR5B.0H01.570xD

Options:



or



• **Product key options**

M 2- 1 V R 5 B. 0 H 0 1. 4 7 0 x D

2	2 relay outputs
1	Without keypad, operation via PC software PM-TOOL
4	Voltage supply 115 VAC
X	Analog output 0/4-20 mA, 0-10 VDC
I	Digital input galv. isolated
B	Blue
G	Green
Y	Orange
T	Tricolour (Red-Green-Orange)*

*Only one option available: relay outputs or analog output.

Please state physical unit on demand, e.g. V.

ORDER NUMBER

• **Parameterisation software**

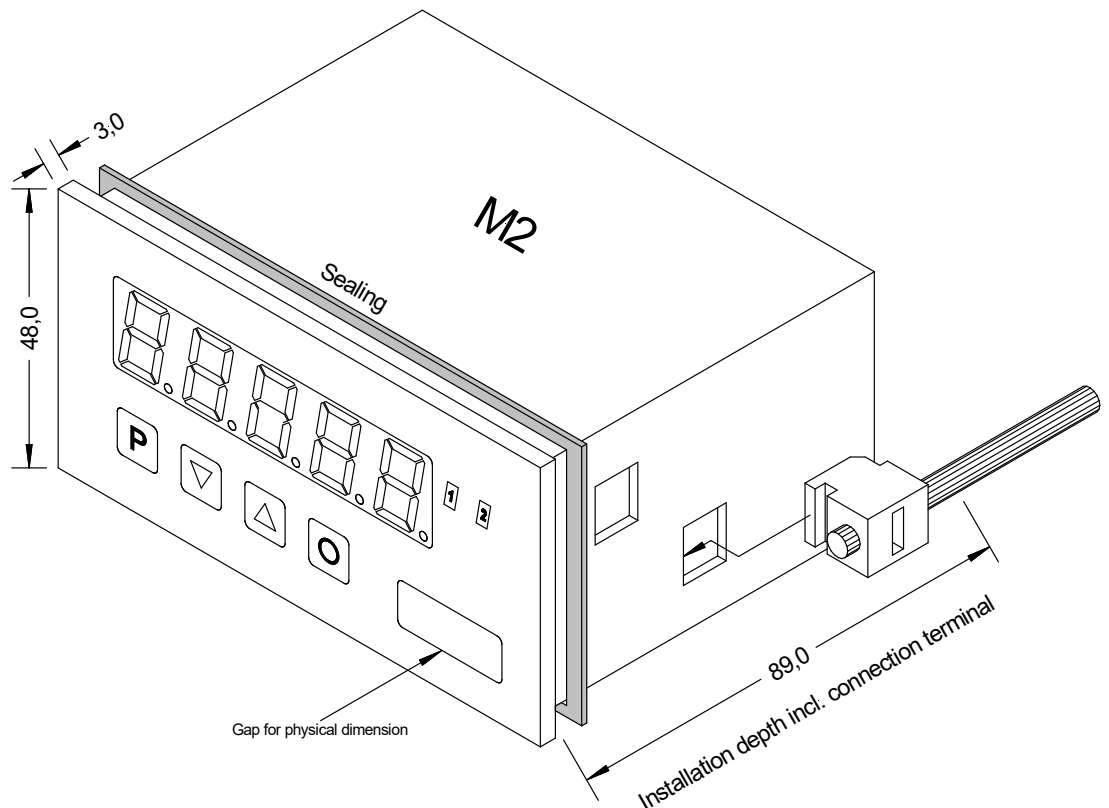
PC based configuration software PM-Tool for devices without keypad, for a simple adjustment of standard devices, incl. CD & USB-adapter. Programming happens via an interface on the back.

PM-TOOL-MUSB4

• **Technical data**

Dimension	Housing	B96 x H48 x D70 mm (including plug-in terminal D= 89 mm)			
	Panel cut-out	92.0 ^{+0.8} x 45.0 ^{+0.6} mm			
	Fixing	screw elements for insulation thickness up to 3 mm			
	Housing material	PC Polycarbonate, black			
	Sealing material	EPDM, 65 Shore, black			
	Protection class	at the front IP65 standard, back side IP00			
	Weight	approx. 250 g			
	Connection	plug-in terminal; line cross-section up to 2.5 mm ²			
Display	Display	5-digit			
	Digit height	14 mm			
	Segment colour	red (standard), optional available in green, blue, orange or tricolour (red/green/orange)			
	Display range	-19999 to 99999			
	Setpoints	optical display flashing			
	Overflow	horizontal bars at the top			
	Underflow	horizontal bars at the bottom			
Display time	0.1 to 10.0 seconds				
Measuring input	Span	0 – 600 VDC	/ 0 – 300 VDC	/ 0 – 50 VDC	/ 0 – 1 ADC
	Input resistance	Ri at ~ 2 MΩ	/ Ri at ~ 1 MΩ	/ Ri at ~200 kΩ	/ Ri at ~0,2 Ω
	Measuring fault	0.5 % of measuring range, ± 1 digit			
	Temperature drift	100 ppm/K			
	Measuring time	0.1 ... 10.0 seconds			
	Measuring principle	U/F-conversion			
	Resolution	approx. 18 bit at 1 sec measuring time			
Output	Relay	with change-over contact 250 V / 5 AAC, 30 V / 5 ADC			
	Switching cycle	30 * 10 ³ at 5 AAC, 5 ADC ohm resistive burden 10 * 10 ⁶ mechanically Separation in accordance with DIN EN 50178 / Specifications in accordance with DIN EN 60255			
	Analog output	0-10 VDC/ burden ≥ 10 kΩ, 0/4-20 mA burden ≤ 500 Ω, 16 bit			
Digital input	Input galv. insulated	<2.4 OFF; >10 V ON; max. 30 VDC, Ri at ~ 5 kΩ			
Power pack	Supply	230 VAC 50/60 Hz, DC ±10% (max. 10 VA)			
Memory	EEPROM	Data life ≥ 100 years at 25°C			
Ambient conditions	Working temperature	0 to +60°C			
	Storing temperature	-20 to +80°C			
	Climatic density	relative humidity 0-85% on years average without dew			
CE-sign	Conformity to directive 2014/30/EU				
EMV	EN 61326, EN 55011				
Safety standard	according to low voltage directive 2014/35/EU; EN 61010; EN 60664-1				

Housing:



• Order key

	M	2-	1	V	R	5	B.	0	H	0	1.	5	7	0	x	D	
Basic type M-Line																	Dimension
																	<input type="checkbox"/> D physical unit
Installation depth 89 mm (incl. plug-in terminal)																	Version
																	<input type="checkbox"/> x internal version
Housing size 96x48x70 mm (BxHxD)																	Switching points
																	<input type="checkbox"/> 0 no switching point
																	<input type="checkbox"/> 2 2 relay outputs
Display type V, A																	Protection class
																	<input type="checkbox"/> 1 without keypad, operation via PM-TOOL
																	<input type="checkbox"/> 7 IP65 / plug-in terminal
Display colours Blue Green Red Red/Green/Orange Orange																	Supply voltage
																	<input type="checkbox"/> 4 115 VAC
																	<input type="checkbox"/> 5 230 VAC
Number of digits 5-digit																	Measuring input
																	<input type="checkbox"/> 1 Direct current, direct voltage
Digit height 14 mm																	Analog output
																	<input type="checkbox"/> 0 without
																	<input type="checkbox"/> X 0-10 VDC, 0/4-20 mA
Digital input without 1x digital input without sensor supply																	Sensor supply
																	<input type="checkbox"/> 0 without
																	Special measuring input H
																	<input type="checkbox"/> H 600 VDC, 300 VDC, 50 VDC, 1 ADC